

*It's All about Building a  
Better Product for Our Clients!*



BREWERS  
ASSOCIATION  
MEMBER

*the J&M Fluidics **Brewers Chiller Line...***

## **Exceptional Cooling Performance for Your Brewing Applications.**

*With  
Advanced  
Controls for  
Today's Brewers  
Critical Cooling  
Processes!*



**STAINLESS STEEL Tank Models**

*Proudly  
built in  
Telford,  
Pennsylvania  
USA*



*Monitor & Control  
the Chiller from  
any Computer  
on Your Network!*

*Visit us at: [www.jmchillers.com](http://www.jmchillers.com)*

**J&M Fluidics, Inc. • 851 Tech Drive • Telford, PA 18969 • (888) 539-1731**

# J&M Fluidics Brewery Chillers

Models: 2.1 HP & 3.5 HP

Single  
Circuit

## Standard Features:

2.1, 3.5, 5.5, 6, 8, 10, & 13HP (Single Circuit Models)

- ETL listed to UL1995 & CAN/CSA C22.2 No. 236-11, 4th edition, 10/14/2011
- Single point power connection
- Pentra Microsmart, Programmable Logic Controller (PLC) with easy to use HMI touch screen display
- Door Mounted HMI with weather proof cover
- 5 Port Ethernet Switch (Chiller remote network access control and Modbus capability)
- Remote SMTP services for email alerts
- STAINLESS STEEL Tank
- STAINLESS STEEL Process Pump
- Pump Isolation Valves
- Fused, STAINLESS STEEL evaporator pump
- STAINLESS STEEL, brazed plate evaporator
- Scroll compressor with crankcase heater
- Suction accumulator
- Fluid flow switch
- 24V control transformer
- Direct drive condenser fan motor
- Rust resistant, high CFM, aluminum condenser fan blade
- Condenser(s): copper tube/aluminum fin
- Compressor motor contactor
- Condenser motor and control circuit fusing



- Painted (Powder Coat), galvanized sheet metal cabinet
- 1/2" insulation on all fluid and Low pressure refrigerant lines
- Liquid line drier, sight glass, solenoid, TXV
- Complete refrigerant charge from factory
- Factory Performance Test prior to shipment



**User-Friendly  
Touch Screen Display (HMI)  
on ALL J&M Brewery  
Chiller Models**

Chiller System	Brewery Model	Capacity		Glycol Pump	Tank Capacity (Gallons)	Dimensions L x W x H (Inches)	Ship Weight (LBS)	Operating Weight (LBS)	Electrical Data			Glycol Fitting Connections Sizes
		28° F Glycol 90° Ambient	33° F Glycol 90° Ambient						Voltage / Phase / HZ	MCA	MOP	
<b>2.1 HP</b>	PZATB2.1SE6	15,700	17,150	1 HP	20 Gallons	36 x 34 x 68	685	750	208-230 / 1 / 60	32.2	45	1 1/4"
	PZATB2.1SF6								208-230 / 3 / 60	21.2	30	
	PZATB2.1SH6								460 / 3 / 60	10.1	15	
	PZATB2.1SI6								575 / 3 / 60	8.7	15	
<b>3.5 HP</b>	PZATB3.5SE6	27,000	29,500	1 HP	20 Gallons	36 x 34 x 68	690	755	208-230 / 1 / 60	41.1	60	
	PZATB3.5SF6								208-230 / 3 / 60	26.6	40	
	PZATB3.5SH6								460 / 3 / 60	11.9	15	
	PZATB3.5SI6								575 / 3 / 60	11.4	15	



Single  
Circuit

Models: 5.5 HP & 6 HP

HMI  
Protective Cover  
on Every  
J&M Brewery Chiller

Models: 8, 10, 13 HP

Single  
Circuit



Reverse Side



**All J&M Brewery Chillers come Standard with our Pentra Microsmart, Programmable Logic Controller (PLC) and easy to use custom software.**

**Best-In-Class PLC available for ALL J&M production chiller models.**

Factory installed and programmed into your next **J&M Brewery Chiller**.

The **Pentra PLC** will seamlessly interface with our HMI touch screen.

**Pentra PLC Key features include:**

- **CE, UL Listed**
- **Highly Accurate & Fast Performance**
- **Embedded Ethernet Port**
- **Modbus (Slave) TCP, RTU and ASCII for integration with most Building Automation Systems (BAS)**

- **Optional BacNet and LONWORKS communication protocols via third party gateway hardware**
- **Expandable I/O, ideal for custom chiller control projects**
- **I/O status indicators on Pentra and I/O modules for easy diagnostics**

Chiller System	Brewery Model	Capacity		Glycol Pump	Tank Capacity (Gallons)	Dimensions L x W x H (Inches)	Ship Weight (LBS)	Operating Weight (LBS)	Electrical Data			Glycol Fitting Connections Sizes
		28° F Glycol 90° Ambient	33° F Glycol 90° Ambient						Voltage / Phase / HZ	MCA	MOP	
5.5 HP	PZATB5.5SE6	44,500	48,600	1 HP	50 Gallons	46 x 34 x 70	800	1085	208-230 / 1 / 60	50	70	1 1/4"
6 HP	PZATB6SF6	46,200	50,500						208-230 / 3 / 60	34.5	50	
	PZATB6SH6								460 / 3 / 60	15.5	20	
	PZATB6SI6								575 / 3 / 60	13.2	20	
8 HP	PZATB8SF6	60,500	66,100	2 HP	80 Gallons	75 x 34 x 75	1200	1500	208-230 / 3 / 60	48.4	70	1 1/2"
	PZATB8SH6								460 / 3 / 60	24.5	35	
	PZATB8SI6								575 / 3 / 60	22	30	
10 HP	PZATB10SF6	79,900	89,200				1300	1740	208-230 / 3 / 60	65	102	
	PZATB10SH6								460 / 3 / 60	30.5	45	
	PZATB10SI6								575 / 3 / 60	22.2	30	
13 HP	PZATB13SF6	97,400	109,000				1400	1840	208-230 / 3 / 60	77.8	125	
	PZATB13SH6								460 / 3 / 60	37.6	60	
	PZATB13SI6								575 / 3 / 60	29	45	

# J&M Fluidics Brewery Chillers

Models: 10 HP & 12 HP

**Dual  
Circuit**

## Standard Features:

10, 12, 16, 20, & 26HP (Dual Circuit Models)

- ETL listed to UL1995 & CAN/CSA C22.2 No. 236-11, 4th edition, 10/14/2011
- Single point power connection
- Pentra Microsmart, Programmable Logic Controller (PLC) with easy to use HMI touch screen display
- Door Mounted HMI with weather proof cover
- 5 Port Ethernet Switch (Chiller remote network access control and Modbus capability)
- Remote SMTP services for email alerts
- STAINLESS STEEL Tank
- STAINLESS STEEL Process Pump
- Pump Isolation Valves
- Fused, STAINLESS STEEL evaporator pump
- STAINLESS STEEL, brazed plate evaporator
- Scroll compressor with crankcase heater
- Suction accumulator
- Fluid flow switch
- 24V control transformer
- Direct drive condenser fan motor
- Rust resistant, high CFM, aluminum condenser fan blade
- Condenser(s): copper tube/aluminum fin
- Compressor motor contactor
- Condenser motor and control circuit fusing



Reverse Side

- Painted (Powder Coat), galvanized sheet metal cabinet
- 1/2" insulation on all fluid and Low pressure refrigerant lines
- Liquid line drier, sight glass, solenoid, TXV
- Complete refrigerant charge from factory
- Factory Performance Test prior to shipment



**User-Friendly  
Touch Screen Display (HMI)  
on ALL J&M Brewery  
Chiller Models**

Chiller System	Brewery Model	Capacity		Glycol Pump	Tank Capacity (Gallons)	Dimensions L x W x H (Inches)	Ship Weight (LBS)	Operating Weight (LBS)	Electrical Data			Glycol Fitting Connections Sizes
		28° F Glycol 90° Ambient	33° F Glycol 90° Ambient						Voltage / Phase / HZ	MCA	MOP	
<b>10 HP</b>	PZATB10DE6	76,200	85,000	1.5 HP	80 Gallons	75 x 34 x 75	1375	1805	208-230 / 1 / 60	79.7	100	1 1/2"
	PZATB10DF6								208-230 / 3 / 60	61.7	80	
	PZATB10DH6								460 / 3 / 60	26.8	35	
	PZATB10DI6								575 / 3 / 60	21.2	25	
<b>12 HP</b>	PZATB12DF6	90,400	101,000	3 HP	80 Gallons	75 x 34 x 75	1475	1905	208-230 / 1 / 60	66.3	80	
	PZATB12DH6								208-230 / 3 / 60	29.5	35	
	PZATB12DI6								460 / 3 / 60	22.8	25	

**Dual  
Circuit**

**Models: 16 HP & 20 HP**

HMI  
Protective Cover  
on Every  
J&M Brewery Chiller

**Model: 26 HP**

**Dual  
Circuit**



Reverse Side



**All J&M Brewery Chillers come Standard with our Pentra Microsmart, Programmable Logic Controller (PLC) and easy to use custom software.**

**Best-In-Class PLC available for ALL J&M production chiller models.**

Factory installed and programmed into your next **J&M Brewery Chiller**. The **Pentra PLC** will seamlessly interface with our HMI touch screen.

**Pentra PLC Key features include:**

- **CE, UL Listed**
- **Highly Accurate & Fast Performance**
- **Embedded Ethernet Port**
- **Modbus (Slave) TCP, RTU and ASCII for integration with most Building Automation Systems (BAS)**

- **Optional BacNet and LONWORKS communication protocols via third party gateway hardware**
- **Expandable I/O, ideal for custom chiller control projects**
- **I/O status indicators on Pentra and I/O modules for easy diagnostics**


Chiller System	Brewery Model	Capacity		Glycol Pump	Tank Capacity (Gallons)	Dimensions L x W x H (Inches)	Ship Weight (LBS)	Operating Weight (LBS)	Electrical Data			Glycol Fitting Connections Sizes
		28° F Glycol 90° Ambient	33° F Glycol 90° Ambient						Voltage / Phase / HZ	MCA	MOP	
16 HP	PZATB16DF6	118,400	122,200	3 HP	120 Gallons	85 x 40 x 75	1895	2700	208-230 / 3 / 60	83	110	1 1/2"
	PZATB16DH6								460 / 3 / 60	42.1	50	
	PZATB16DI6								575 / 3 / 60	32.7	40	
20 HP	PZATB20DF6	159,800	178,400				1985	2770	208-230 / 3 / 60	104.6	125	
	PZATB20DH6								460 / 3 / 60	49.3	60	
	PZATB20DI6								575 / 3 / 60	33.6	45	
26 HP	PZATB26DF6	194,800	218,000			75 x 65 x 77	2500	3210	208-230 / 3 / 60	139.1	175	2"
	PZATB26DH6								460 / 3 / 60	67.1	90	
	PZATB26DI6								575 / 3 / 60	51.9	60	



**Our Controls Are What Set Us Apart...**

**The J&M - Pentra Microsmart, Programmable Logic Controller (PLC)**

**Exceptional Control & Reliability for Your Brew!**



**HMI Touch Screen Chiller Control Features:**

- USB update slot for IN-PLACE HMI and PLC software updates available from [jmchillers.com](http://jmchillers.com)
- Free Software Upgrades
- CE, UL Listed
- Monitor / Control your chiller from anywhere\*
- 4gb SD card in slot for data storage - Standard
- Ultra bright display screen with auto screen saver
- Real-time Pressure and Temperature readings
- Automatic COMPRESSOR Lag/Lead with FIVE operational modes
- Automatic SYSTEM PUMP Lag/Lead with FIVE operational modes
- Factory configured for ALL J&M's chiller options

\*Some network configuration required.


## The J&M - Pentra Microsmart, Programable Logic Controller (PLC) Features:

**Best-In-Class PLC**  
available for ALL J&M  
production chiller models.

Factory installed and  
programmed into your next  
J&M Brewery Chiller.  
The **Pentra PLC** will  
seamlessly interface with  
our HMI touch screen.

- CE, UL Listed
- Highly accurate and fast performance
- Embedded Ethernet Port
- Modbus (Slave) TCP, RTU and ASCII for integration with most Building Automation Systems (BAS)
- Optional BacNet and LONWORKS communication protocols via third party gateway hardware
- Expandable I/O, ideal for custom chiller control projects
- I/O status indicators on for easy diagnostics

PLC Controller

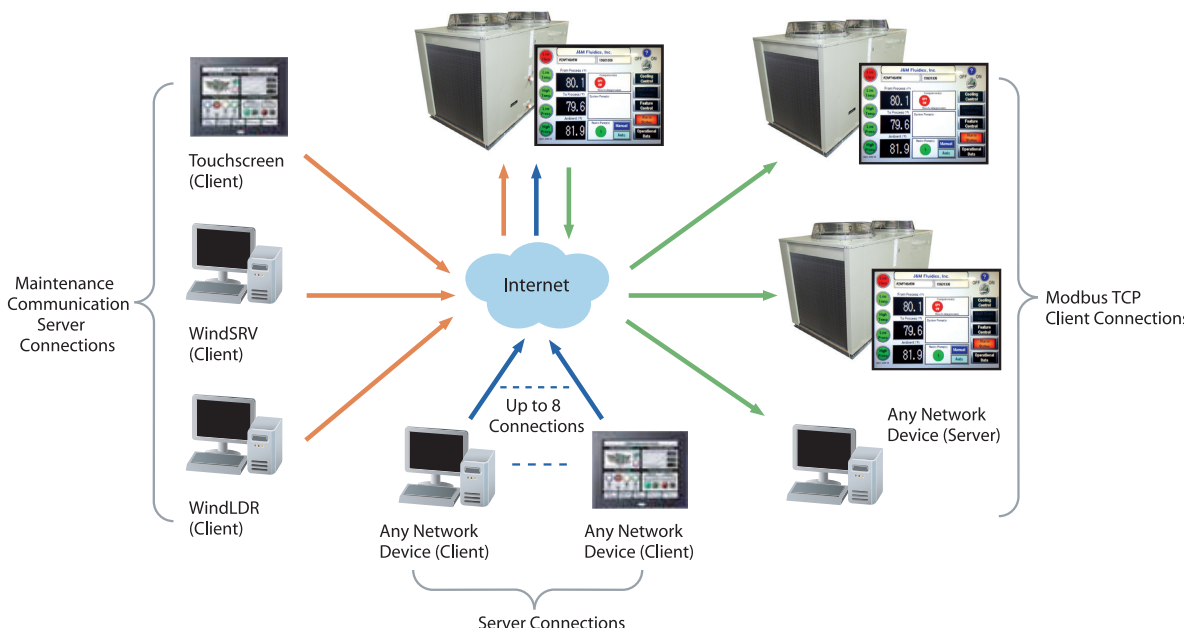


**“Plugin” Control Relays for quick easy replacement. No circuit board to replace. Less downtime and cost.**

## Offering Extended Connectivity Options...


### Up to 14 Simultaneous Connections!

Using Maintenance Communication Server connections, up to 3 Client devices, such as OI touchscreen, WindLDR software and SCADA OPC server such as WindSRV (KepServerEx), can simultaneously communicate with your MicroSmart Pentra PLC. Using Server Connections, an additional 8 connections can be established and each connection can be defined as Maintenance, User Communication or Modbus TCP server protocol. On top of that, another 3 connections can be configured as Modbus TCP client protocol, with a maximum of 255 requests. Each request can be for different slave devices with different IP addresses on the network.



**IMPORTANT CONSIDERATION:**  
J&M offers an optional Level 3 managed switch allowing MODBUS connectivity to the Pentra MicroSmart PLC controller. In most cases, end users firewall settings will need to be updated to allow remote WAN connectivity.





*It's All about Building a  
Better Product for Our Clients!*

---

J&M Fluidics  
**Brewery**  
Chillers

Have Questions? Give Us a Call at:

**(888) 539-1731**

Email: [info@jmchillers.com](mailto:info@jmchillers.com)

Website: [www.jmchillers.com](http://www.jmchillers.com)

<http://www.jmchillers.com/brewery-chillers.html>



*Proudly Built in*  
**America**

Telford, Pennsylvania



BREWERS  
ASSOCIATION  
MEMBER

